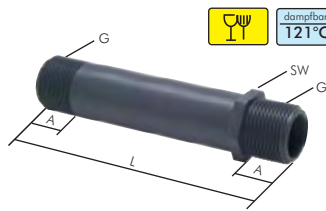


Rohrnippel



Rohrdoppelnippel aus Polypropylen

Typ	Gewinde	L	A	SW	NW
Polypropylen					
RONI 12/150 PP	G 1/2"	150	20	22	12,5
RONI 34/150 PP	G 3/4"	150	20	27	18,0
RONI 10/160 PP	G 1"	160	25	36	23,5


: Grundmaterial FDA-zugelassen

Anschweißnippel ähnlich EN 10241 / DIN 2982

bis 50 bar

Typ 20 bar 1.4571	Typ 50 bar, ST 37 Stahl schwarz	Gewinde	L	Typ 20 bar 1.4571	Typ 50 bar, ST 37 Stahl schwarz	Gewinde	L
Durchmesser 10,2 mm (1/8")				Durchmesser 42,4 mm (1 1/4")			
RONI 18/30 AS ES	---	R 1/8"	30*	RONI 114/50 AS ES	RONI 114/50 AS ST	R 1 1/4"	50*
RONI 18/40 AS ES	---	R 1/8"	40	RONI 114/60 AS ES	RONI 114/60 AS ST	R 1 1/4"	60
RONI 18/60 AS ES	---	R 1/8"	60	RONI 114/80 AS ES	RONI 114/80 AS ST	R 1 1/4"	80
RONI 18/80 AS ES	---	R 1/8"	80	RONI 114/100 AS ES	RONI 114/100 AS ST	R 1 1/4"	100
RONI 18/100 AS ES	---	R 1/8"	100	RONI 114/120 AS ES	RONI 114/120 AS ST	R 1 1/4"	120
RONI 18/100 AS ES	---	R 1/8"	100	RONI 114/130 AS ES	RONI 114/130 AS ST	R 1 1/4"	130
Durchmesser 13,5 mm (1/4")				Durchmesser 48,3 mm (1 1/2")			
RONI 14/30 AS ES	RONI 14/30 AS ST	R 1/4"	30*	RONI 112/50 AS ES	RONI 112/50 AS ST	R 1 1/2"	50*
RONI 14/40 AS ES	RONI 14/40 AS ST	R 1/4"	40	RONI 112/60 AS ES	RONI 112/60 AS ST	R 1 1/2"	60
RONI 14/60 AS ES	RONI 14/60 AS ST	R 1/4"	60	RONI 112/80 AS ES	RONI 112/80 AS ST	R 1 1/2"	80
RONI 14/80 AS ES	RONI 14/80 AS ST	R 1/4"	80	RONI 112/100 AS ES	RONI 112/100 AS ST	R 1 1/2"	100
RONI 14/100 AS ES	RONI 14/100 AS ST	R 1/4"	100	RONI 112/120 AS ES	RONI 112/120 AS ST	R 1 1/2"	120
RONI 14/120 AS ES	RONI 14/120 AS ST	R 1/4"	120	RONI 112/150 AS ES	---	R 1 1/2"	150
RONI 14/160 AS ES	RONI 14/160 AS ST	R 1/4"	160	RONI 112/300 AS ES	---	R 1 1/2"	300
RONI 14/200 AS ES	RONI 14/200 AS ST	R 1/4"	200	Durchmesser 60,3 mm (2")			
Durchmesser 17,2 mm (3/8")				Durchmesser 76,1 mm (2 1/2")			
RONI 38/30 AS ES	RONI 38/30 AS ST	R 3/8"	30*	RONI 212/50 AS ES	RONI 212/50 AS ST	R 2 1/2"	50*
RONI 38/40 AS ES	RONI 38/40 AS ST	R 3/8"	40	RONI 212/60 AS ES	RONI 212/60 AS ST	R 2 1/2"	60*
RONI 38/60 AS ES	RONI 38/60 AS ST	R 3/8"	60	RONI 212/80 AS ES	RONI 212/80 AS ST	R 2 1/2"	80
RONI 38/80 AS ES	RONI 38/80 AS ST	R 3/8"	80	RONI 212/100 AS ES	RONI 212/100 AS ST	R 2 1/2"	100
RONI 38/100 AS ES	RONI 38/100 AS ST	R 3/8"	100	RONI 212/120 AS ES	RONI 212/120 AS ST	R 2 1/2"	120
RONI 38/120 AS ES	RONI 38/120 AS ST	R 3/8"	120	RONI 212/170 AS ES	RONI 212/170 AS ST	R 2 1/2"	170
RONI 38/350 AS ES	RONI 38/350 AS ST	R 3/8"	350	Durchmesser 88,9 mm (3")			
Durchmesser 21,3 mm (1/2")				Durchmesser 114,3 mm (4")			
RONI 12/35 AS ES	RONI 12/35 AS ST	R 1/2"	35*	RONI 40/50 AS ES	RONI 40/50 AS ST	R 4"	50
RONI 12/40 AS ES	RONI 12/40 AS ST	R 1/2"	40	RONI 40/60 AS ES	RONI 40/60 AS ST	R 4"	60*
RONI 12/60 AS ES	RONI 12/60 AS ST	R 1/2"	60	RONI 40/80 AS ES	RONI 40/80 AS ST	R 4"	80
RONI 12/80 AS ES	RONI 12/80 AS ST	R 1/2"	80	RONI 40/100 AS ES	RONI 40/100 AS ST	R 4"	100
RONI 12/100 AS ES	RONI 12/100 AS ST	R 1/2"	100	RONI 40/120 AS ES	RONI 40/120 AS ST	R 4"	120
RONI 12/120 AS ES	RONI 12/120 AS ST	R 1/2"	120	Durchmesser 114,3 mm (4")			
Durchmesser 26,9 mm (3/4")				Durchmesser 114,3 mm (4")			
RONI 34/30 AS ES	RONI 34/30 AS ST	R 3/4"	30	RONI 40/50 AS ES	RONI 40/50 AS ST	R 4"	50
RONI 34/40 AS ES	RONI 34/40 AS ST	R 3/4"	40*	RONI 40/60 AS ES	RONI 40/60 AS ST	R 4"	60*
RONI 34/60 AS ES	RONI 34/60 AS ST	R 3/4"	60	RONI 40/80 AS ES	RONI 40/80 AS ST	R 4"	80
RONI 34/80 AS ES	RONI 34/80 AS ST	R 3/4"	80	RONI 40/100 AS ES	RONI 40/100 AS ST	R 4"	100
RONI 34/100 AS ES	RONI 34/100 AS ST	R 3/4"	100	RONI 40/120 AS ES	RONI 40/120 AS ST	R 4"	120
RONI 34/120 AS ES	RONI 34/120 AS ST	R 3/4"	120	Durchmesser 114,3 mm (4")			
RONI 34/200 AS ES	RONI 34/200 AS ST	R 3/4"	200	Durchmesser 114,3 mm (4")			
Durchmesser 33,7 mm (1")				Durchmesser 114,3 mm (4")			
RONI 10/40 AS ES	RONI 10/40 AS ST	R 1"	40*	RONI 40/50 AS ES	RONI 40/50 AS ST	R 4"	50
RONI 10/60 AS ES	RONI 10/60 AS ST	R 1"	60	RONI 40/60 AS ES	RONI 40/60 AS ST	R 4"	60*
RONI 10/80 AS ES	RONI 10/80 AS ST	R 1"	80	RONI 40/80 AS ES	RONI 40/80 AS ST	R 4"	80
RONI 10/100 AS ES	RONI 10/100 AS ST	R 1"	100	RONI 40/100 AS ES	RONI 40/100 AS ST	R 4"	100
RONI 10/120 AS ES	RONI 10/120 AS ST	R 1"	120	RONI 40/120 AS ES	RONI 40/120 AS ST	R 4"	120

* DIN-Baulänge




Schlauchtülle mit Schweißende

PN 20

Typ	D	Schlauch Ø innen	Bau-länge
1.4571			
ST 1413 AS ES	13,5 (1/4")	13	70
ST 3816 AS ES	17,2 (3/8")	16	70
ST 1219 AS ES	21,3 (1/2")	19	70
ST 3425 AS ES	26,9 (3/4")	25	70
ST 1032 AS ES	33,7 (1")	32	70
ST 11440 AS ES	42,4 (1 1/4")	40	70
ST 11250 AS ES	48,3 (1 1/2")	48 (50*)	100
ST 2060 AS ES	60,3 (2")	60	100
ST 21275 AS ES	76,1 (2 1/2")	75	120
ST 3090 AS ES	88,9 (3")	88 (90*)	120

* bei flexiblen Schläuchen unter Verwendung geeigneter Schlauchschellen



Alle Angaben verstehen sich als unverbindliche Richtwerte! Für nicht schriftlich bestätigte Datenauswahl übernehmen wir keine Haftung. Druckangaben beziehen sich, soweit nicht anders angegeben, auf Flüssigkeiten der Gruppe II bei +20°C.