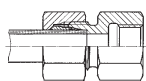


# Stahl- & Edelstahl-Schneidringverschraubungen ISO 8434-1

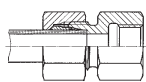
## Gewinde: METRISCH



### Gerade Aufschraubverschraubungen mit Innengewinde (metrisch)


Typ	Typ	TypKlemmring	Rohr Ø	Innengewinde
Stahl verzinkt	1.4571	1.4571 (NC)	außen	
<b>leichte Baureihe</b>				
GAI 6 LM	GAI 6 LM ES	GAI 6 LM NC	6 L	M 10 x 1
GAI 8 LM	GAI 8 LM ES	GAI 8 LM NC	8 L	M 12 x 1,5
GAI 10 LM	GAI 10 LM ES	GAI 10 LM NC	10 L	M 14 x 1,5
GAI 12 LM	GAI 12 LM ES	GAI 12 LM NC	12 L	M 16 x 1,5
---	GAI 12 LM M20 ES	GAI 12 LM M20 NC	12 L	M 20 x 1,5
GAI 15 LM	GAI 15 LM ES	GAI 15 LM NC	15 L	M 18 x 1,5
GAI 18 LM	GAI 18 LM ES	GAI 18 LM NC	18 L	M 22 x 1,5
GAI 22 LM	GAI 22 LM ES	GAI 22 LM NC	22 L	M 26 x 1,5
GAI 28 LM	GAI 28 LM ES	---	28 L	M 33x 2
GAI 35 LM	GAI 35 LM ES	---	35 L	M 42 x 2
GAI 42 LM	GAI 42 LM ES	---	42 L	M 48 x 2
<b>schwere Baureihe</b>				
GAI 6 SM	GAI 6 SM ES	GAI 6 SM NC	6 S	M 12 x 1,5
GAI 8 SM	GAI 8 SM ES	GAI 8 SM NC	8 S	M 14 x 1,5
GAI 10 SM	GAI 10 SM ES	GAI 10 SM NC	10 S	M 16 x 1,5
GAI 12 SM	GAI 12 SM ES	GAI 12 SM NC	12 S	M 18 x 1,5
---	GAI 12 SM M20 ES	GAI 12 SM M20 NC	12 S	M 20 x 1,5
GAI 14 SM	GAI 14 SM ES	GAI 14 SM NC	14 S	M 20 x 1,5
GAI 16 SM	GAI 16 SM ES	GAI 16 SM NC	16 S	M 22 x 1,5
GAI 20 SM	GAI 20 SM ES	GAI 20 SM NC	20 S	M 27 x 2
GAI 25 SM	GAI 25 SM ES	GAI 25 SM NC	25 S	M 33 x 2
GAI 30 SM	GAI 30 SM ES	---	30 S	M 42 x 2
GAI 38 SM	GAI 38 SM ES	---	38 S	M 48 x 2

## Gewinde: ZÖLLIG



### Gerade Aufschraubverschraubungen mit Innengewinde (G-Gewinde)

Typ	Typ	Typ Klemmring	Rohr Ø	Innengewinde
Stahl verzinkt	1.4571	1.4571 (NC)	außen	
<b>leichte Baureihe</b>				
GAI 6 LR	GAI 6 LR ES	GAI 6 LR NC	6 L	G 1/8"
---	GAI 6 LR 1/4 ES	GAI 6 LR 1/4 NC	6 L	G 1/4"
GAI 8 LR	GAI 8 LR ES	GAI 8 LR NC	8 L	G 1/4"
GAI 8 LR 3/8	GAI 8 LR 3/8 ES	GAI 8 LR 3/8 NC	8 L	G 3/8"
GAI 8 LR 1/2	---	---	8 L	G 1/2"
GAI 10 LR	GAI 10 LR ES	GAI 10 LR NC	10 L	G 1/4"
GAI 10 LR 3/8	GAI 10 LR 3/8 ES	GAI 10 LR 3/8 NC	10 L	G 3/8"
GAI 10 LR 1/2	GAI 10 LR 1/2 ES	GAI 10 LR 1/2 NC	10 L	G 1/2"
GAI 12 LR	GAI 12 LR ES	GAI 12 LR NC	12 L	G 3/8"
GAI 12 LR 1/2	GAI 12 LR 1/2 ES	GAI 12 LR 1/2 NC	12 L	G 1/2"
GAI 15 LR	GAI 15 LR ES	GAI 15 LR NC	15 L	G 1/2"
---	GAI 15 LR 3/8 ES	GAI 15 LR 3/8 NC	15 L	G 3/8"
GAI 18 LR	GAI 18 LR ES	GAI 18 LR NC	18 L	G 1/2"
---	GAI 18 LR 3/8 ES	GAI 18 LR 3/8 NC	18 L	G 3/8"
GAI 22 LR	GAI 22 LR ES	GAI 22 LR NC	22 L	G 3/4"
GAI 28 LR	GAI 28 LR ES	---	28 L	G 1"
GAI 35 LR	GAI 35 LR ES	---	35 L	G 1 1/4"
GAI 42 LR	GAI 42 LR ES	---	42 L	G 1 1/2"
<b>schwere Baureihe</b>				
GAI 6 SR	GAI 6 SR ES	GAI 6 SR NC	6 S	G 1/4"
---	GAI 6 SR 1/8 ES	GAI 6 SR 1/8 NC	6 S	G 1/8"
GAI 8 SR	GAI 8 SR ES	GAI 8 SR NC	8 S	G 1/4"
GAI 10 SR	GAI 10 SR ES	GAI 10 SR NC	10 S	G 3/8"
GAI 12 SR	GAI 12 SR ES	GAI 12 SR NC	12 S	G 3/8"
---	GAI 12 SR 1/4 ES	GAI 12 SR 1/4 NC	12 S	G 1/4"
---	GAI 12 SR 1/2 ES	GAI 12 SR 1/2 NC	12 S	G 1/2"
GAI 14 SR	GAI 14 SR ES	GAI 14 SR NC	14 S	G 1/2"
GAI 16 SR	GAI 16 SR ES	GAI 16 SR NC	16 S	G 1/2"
GAI 20 SR	GAI 20 SR ES	GAI 20 SR NC	20 S	G 3/4"
---	GAI 20 SR 3/8 ES	GAI 20 SR 3/8 NC	20 S	G 3/8"
---	GAI 20 SR 1/2 ES	GAI 20 SR 1/2 NC	20 S	G 1/2"
GAI 25 SR	GAI 25 SR ES	GAI 25 SR NC	25 S	G 1"
GAI 30 SR	GAI 30 SR ES	---	30 S	G 1 1/4"
GAI 38 SR	GAI 38 SR ES	---	38 S	G 1 1/2"



Wünschen Sie eine Verschraubung ohne Mutter und Schneidring, dann setzen Sie bitte ein „X“ vor die Bestellnummer.